

BOTTOMFISH NEWS



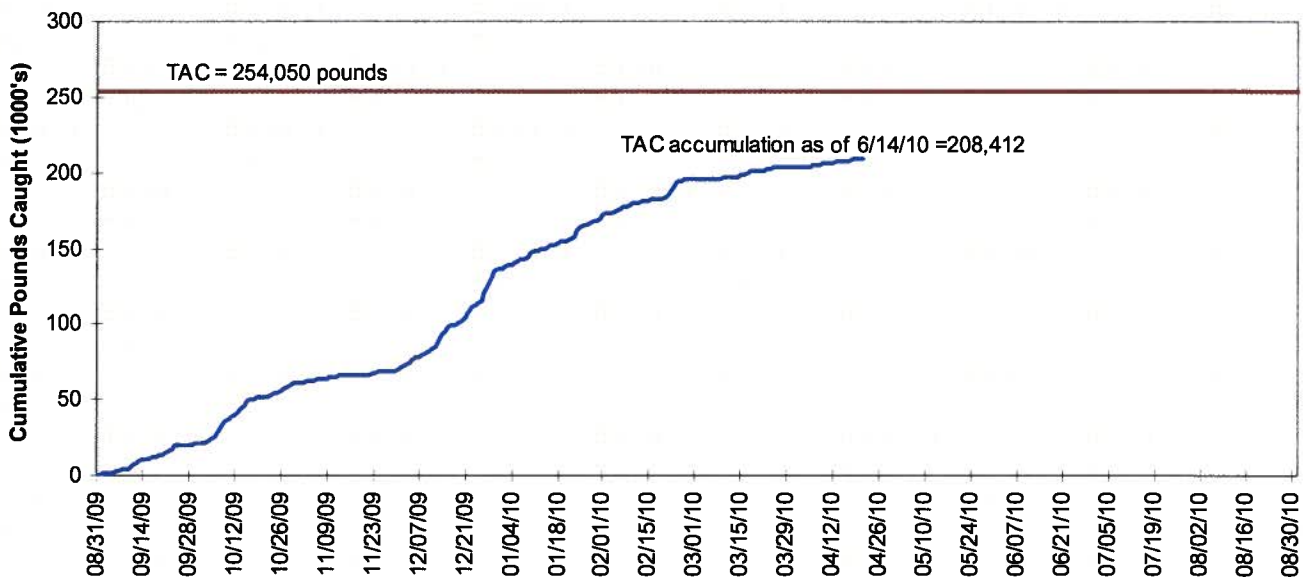
Bottomfish fishery closed on April 20, 2010 before reaching the TAC

An updated, post-closure, calculation of MHI Deep-7 bottomfish harvest for the fishing season has determined that the fishery was closed with approximately 46,000 lbs still remaining in the 2009-10 TAC allocation. Two significant factors that created this situation:

1. It was recently discovered that the data used during the March 31 meeting to set the closure data inadvertently had duplicate records amounting to 21,359 lbs. There were mistakes made in merging data from HDAR's new online Fishing Report System (implemented earlier this year) with the data from the established Fisherman Reporting System, (older system using manually inputted data).
2. The weather during March and April was extremely bad for bottomfishing and the effort and catch was far below average.

The duplicate records problem has been resolved. Additional quality control measures and protocols have been programmed and implemented to ensure that no duplicate records will be allowed in the databases in the future. This mistake was a very unfortunate oversight in the data processing that definitely had a significant impact on selection of the April 20th closure date for the fishery. The weather plays an extremely important role in determining the amount of effort and catch that will occur in any given period. The unusually bad fishing conditions for virtually all of March and April had a very significant effect on the fishery falling short of reaching the TAC for the 2009-10 season. If we had more timely trip-level reporting, we would have better in-season data which would take near-real-time weather affects into account when trying to predict a closure date 2 weeks in advance.

MHI Deep 7 Landings from September 1, 2009 to April 20, 2010



Reviewing the last three years of the TAC managed MHI Deep 7 Fishery

Another perspective for evaluating our new TAC management situation for the MHI Deep-7 is to look at the three fishing seasons of management using TAC. The TACs were exceeded in the first two seasons and fell short in the third season.

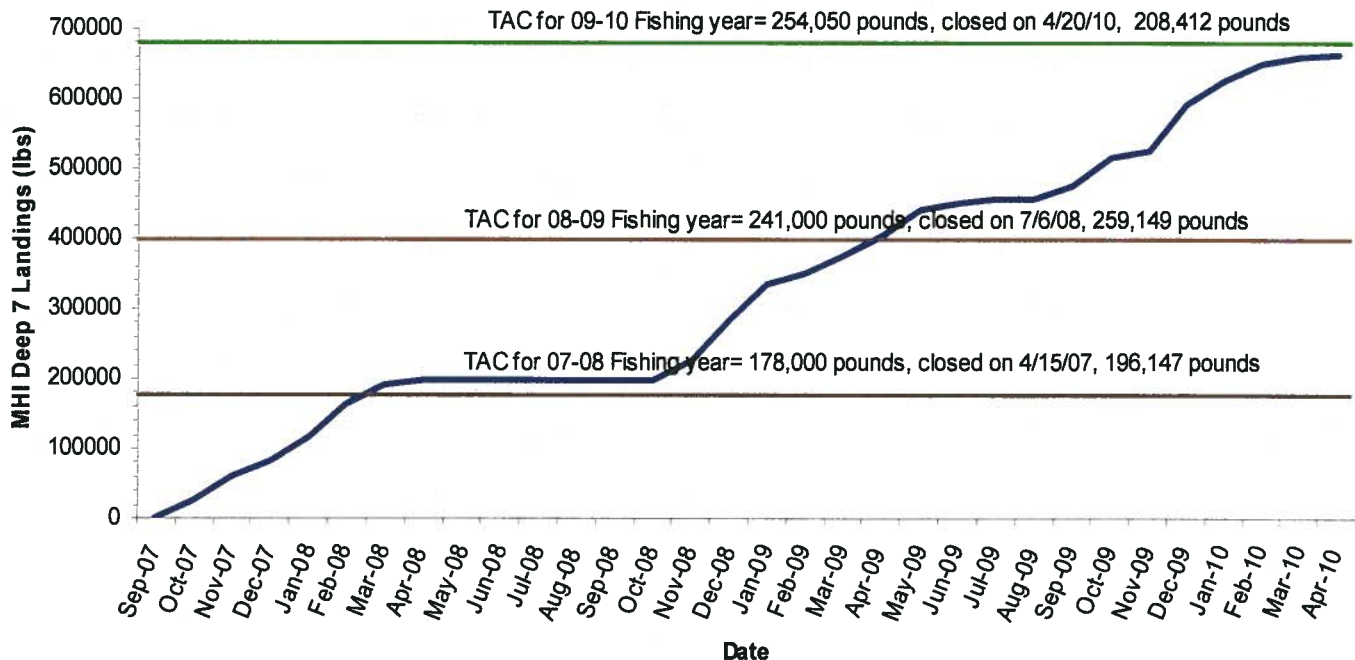
The TAC for the 2007-2008 MHI Deep 7 fishing year was 178,000 pounds. When the fishery closed on 4/15/08 DAR had received fishing reports totaling in 182,150 pounds of Deep 7 and the fishing reports showed that the TAC was surpassed on 3/8/08, but we did not receive the actual reports until 4/8/08. The final tally of pounds landed during the 2007-2008 fishing year was 196,147 (18,147 pounds or 10% greater than TAC); the last report with 07/08 data was received on 4/21/10.

The TAC for the 2008-2009 MHI Deep 7 fishing year was 241,000 pounds. When the fishery closed on 7/6/09, DAR had received fishing reports totaling in 243,284 pounds of Deep 7 and the fishing reports showed that the TAC was surpassed on 5/28/09 but we did not receive the actual reports surpassing the TAC until 6/19/09. The total tally of pounds landed was 259,194 (18,194 pounds or 10% greater than TAC), the last report with 08/09 data was received on 2/11/10.

The TAC for the 2009-2010 fishing year was 254,050 pounds on Deep 7. A decision was made on March 31, 2010 to close the fishery, at that time HDAR's records showed that the 216,395 pounds of Deep 7 had been reported. It was projected that the fishery should be closed April 20, 2009. Duplicate records were discovered and removed during the first week of May. As of 6/14/10, 208,412 pounds had been caught, 45,638 pounds or 18% short of the TAC.

This should be viewed as a positive effect on the continued recovery of the resource and demonstrates that we have been moderately successful in ending localized overfishing on this resource. The 3-season landings of 663,753 lbs is 98.6% of the 3 seasons aggregate TAC of 673,050 lbs.

MHI Deep 7 TAC Accumulation from October 2007 to April 2010



Mahalo for your participation!



Hawaii Bottomfish Survey 2010

Aloha, we are writing to thank you for participating in the Hawaii Bottomfish Survey. Numerous fishermen across the State of Hawaii have voiced their opinion and we value your input. While it will be a few months until we have preliminary results to share, we have finished our survey mailings and wanted to let you know how it is going so far.


A total 1,012 surveys were mailed (916 to commercial marine license holders, 96 to Federal non-commercial permit holders). As of June 8th, we have received a total of 513 completed surveys, which equals a response rate of approximately 51%.

Response from commercial marine license holders (51%) has been greater than non-commercial permit fishermen (44%). Additionally, response from active Deep 7 fishermen (60%) has been greater than fishermen who do not catch Deep 7 species (44%).

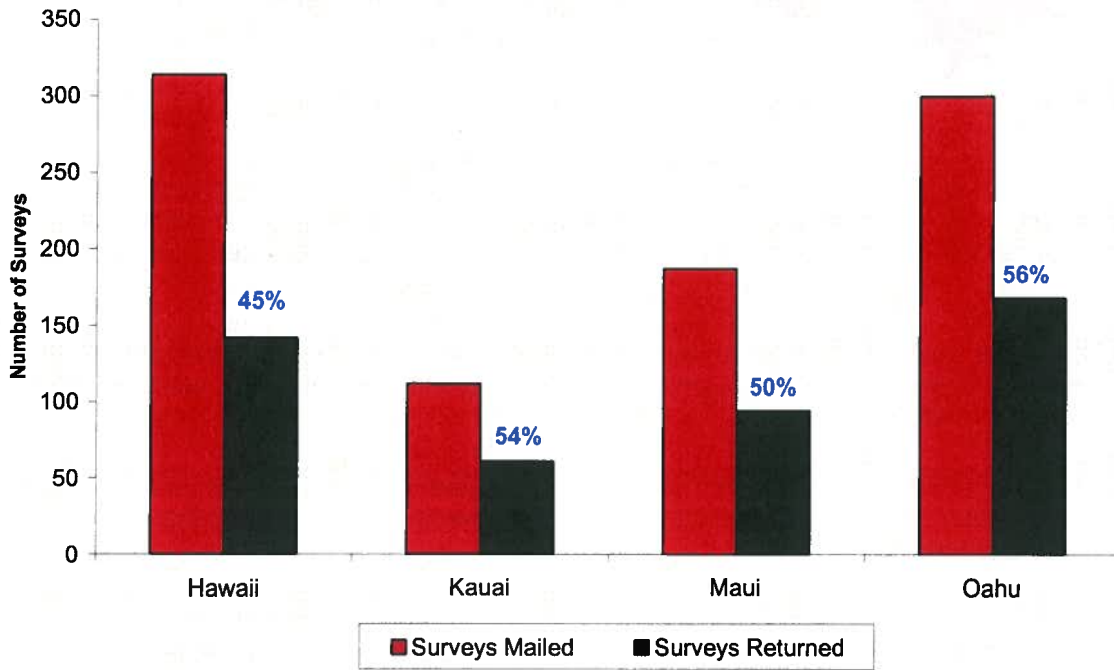
If you did not get the opportunity to complete the survey and are interested in participating you still have time. If you have a copy of the questionnaire simply return it in the postage paid envelope included in the survey packet. If you have misplaced the survey and/or the postage paid envelope, please contact Justin Hospital at 808-944-2188 (toll free at 1-877-584-1288) or by email at Justin.Hospital@noaa.gov, and I will send you another copy.

We are in the process of entering data and may be getting in touch with fishermen that provided contact information if we have any questions on your responses. All your individual information and survey responses will be kept strictly confidential. We will have preliminary results available in the coming months. Thanks again for your help with this important research. If you have any further questions, please contact us.

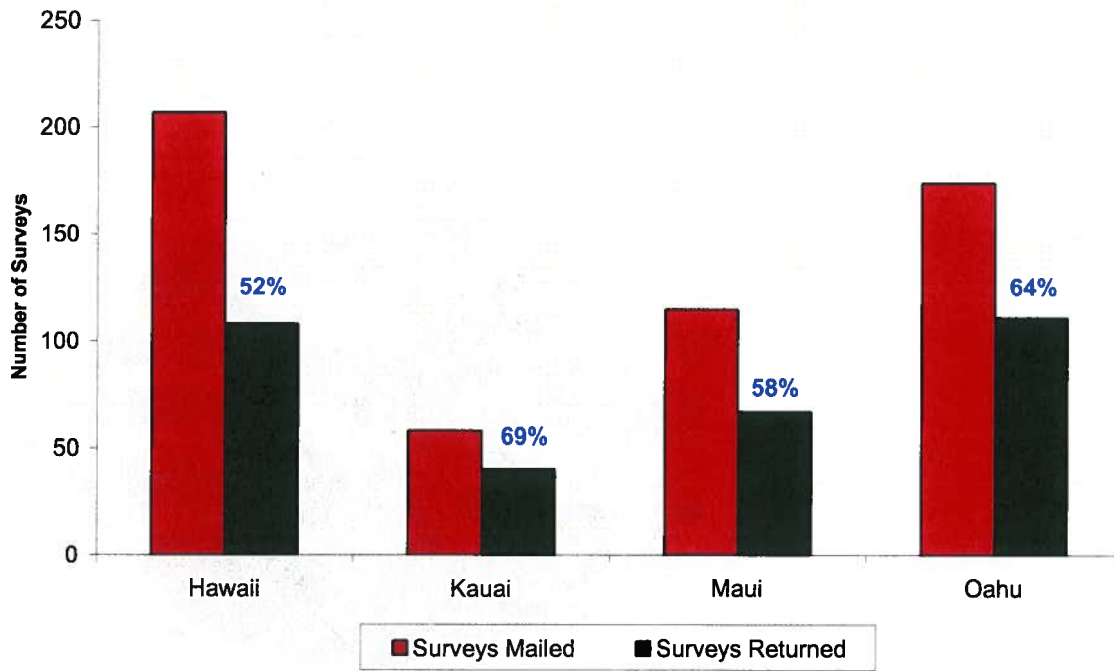
Justin Hospital and Courtney Beavers
NOAA Fisheries – Pacific Islands Fisheries Science Center



Hawaii Bottomfish Survey Responses and Response Rate (%), by County



Hawaii Bottomfish Survey Responses and Response Rate (%)
Active Deep 7 Fishers by County



Comparison of MHI Deep 7 trips by month and island

Month	Island	No. Fishers	No. Trips	Ave. Lbs per trip	% of Monthly Total	Lbs. Caught
September-09	Hawaii	54	136	61	40	8,314
	Kauai	11	21	88	9	1,849
	Maui County	40	89	91	39	8,122
	Oahu	36	73	33	12	2,409
	Monthly Total	141	319			20,693
October-09	Hawaii	61	112	79	23	8,852
	Kauai	20	44	88	10	3,878
	Maui County	53	153	110	43	16,783
	Oahu	65	148	65	25	9,677
	Monthly Total	198	457			39,190
November-09	Hawaii	35	63	37	28	2,358
	Kauai	3	5	46	3	228
	Maui County	24	62	81	61	5,030
	Oahu	19	26	27	8	695
	Monthly Total	82	156			8,312
December-09	Hawaii	96	239	62	22	14,740
	Kauai	41	102	68	10	6,913
	Maui County	76	227	108	37	24,605
	Oahu	109	335	61	31	20,600
	Monthly Total	323	903			66,858
January-10	Hawaii	54	131	48	19	6,334
	Kauai	26	45	60	8	2,699
	Maui County	55	145	97	43	14,117
	Oahu	61	127	79	30	10,057
	Monthly Total	196	448			33,207
February-10	Hawaii	32	66	49	12	3,231
	Kauai	14	22	62	5	1,368
	Maui County	51	109	115	48	12,489
	Oahu	61	120	77	35	9,188
	Monthly Total	158	317			26,276
March-10	Hawaii	19	33	57	23	1,888
	Kauai	4	7	31	3	216
	Maui County	28	64	79	61	5,063
	Oahu	21	27	40	13	1,086
	Monthly Total	72	131			8,252
April-10	Hawaii	24	37	33	26	1,224
	Kauai	*	*	*	*	*
	Maui County	15	38	90	73	3,439
	Oahu	4	4	9	1	34
	Monthly Total	44	80			4,696

* fewer than 3 fishers, some data is not included due to lack of geographic information and fewer than 3 fishers

Dear Commercial Bottomfish fishers and dealers—Please let us know what kind of information is useful to you. We welcome your feedback! Any feedback about the newsletter, positive or negative, is greatly appreciated! **PLEASE CALL statistical staff member, Jessica Phelps, (808) 587-0594 or e-mail jessica.phelps@hawaii.gov.** Mahalo! - DAR Statistical Unit

Thank you to everyone for your ideas and assistance in editing the Bottomfish Newsletter Volume 8! A special thanks to: Caitlin Burgess, Lynne Gray, Francis Oishi, Reginald Kokubun, Michael Quach, Justin Hospital, Clay Tam, Brian Akizuki, David Hamm, Courtland Pang, Sam Pooley, Mark Mitsuyasu, and Jessica Phelps

Division of Aquatic Resources
Dept. of Land & Natural Resources
1151 Punchbowl Street Room 330
Honolulu, Hawaii 96813



Department of Land & Natural Resources
DIVISION OF AQUATIC RESOURCES



Commercial Marine License System
Online Fishing Report

Online Fishing Report System

<http://dlnr.ehawaii.gov>

On February 20, 2010, DLNR-DAR launched its secure Online Fishing Report system. If you are a current licensed commercial fisherman and fill out the pink colored fishing report booklet, you are able to access the Online Fishing Report system to file your monthly report. Monthly submissions of mandatory fishing reports are due by the 10th day of the following month, as required by law. This system will allow you the opportunity to review your monthly report status and submit any report(s) that are due 24/7/365 days a year. The Online Fishing Report page is accessible via DAR's licensing website: <http://dlnr.ehawaii.gov>

It is DLNR-DAR's goal to facilitate the collection of fishing reports, which provide invaluable data for both State and Federal government agencies who co-manage the fisheries in Hawaiian waters. By submitting complete and accurate fishing reports every month before the reporting deadline (the 10th day of the following month), commercial fishers will avoid license renewal refusal or fines administered by the Civil Resources Violation System.

If you need assistance using the new online system, you may contact the Statistical Unit in Honolulu at (808) 587-0595, 587-0108, 587-0084, or 587-0594 from Monday through Friday 7:45 AM - 4:30 PM, except Holidays and furlough Fridays. You may also e-mail questions to the Fishing Report hotline at fishrpt@hawaii.gov.